






THE JEREMY STRONG

RESOURCE BOOK



THE ULTIMATE GUIDE
TO USING FUNNY BOOKS IN THE CLASSROOM



Welcome to the JEREMY STRONG RESOURCE BOOK



Dear School

Puffin Books is delighted to present this pack of classroom resources based on the books of Jeremy Strong – the country's number one humour writer for children.

We have produced this pack to coincide with the publication of Jeremy's latest book – the laugh-out-loud funny **CARTOON KID**, packed full of Jeremy's trademark wacky humour and deep empathy for youngsters.

But funny books like Jeremy's are about a lot more than just raising a chuckle. Humour can really switch children on to reading, and show them that it is an activity to be enjoyed. And with its everyday language, familiar scenarios and lively cartoon drawings, **CARTOON KID** is perfect for reluctant or hesitant readers in particular. Of course, children need to read long and challenging stories as well – but we think this book is ideal for igniting their passion for books as well as tickling their funny bones.

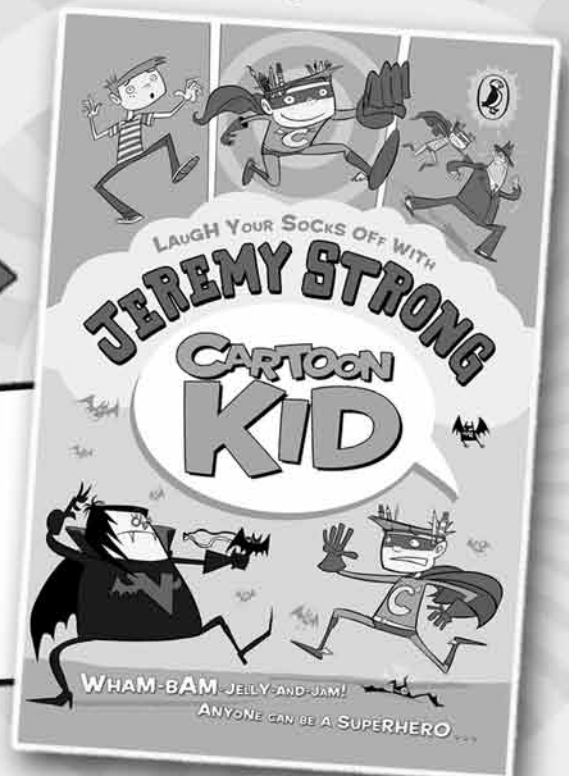
To help children respond to **CARTOON KID** and progress with their reading and creativity, we offer these nine great resource sheets – the first three for teachers and librarians to use, and six more that can be handed out to children. You will find:

- A quick guide to Jeremy Strong, **CARTOON KID** and his other books
- Tips for making a class Fun Book and hosting a joke party
- Ideas for classroom discussions about **CARTOON KID** and its themes
- Help for children to write their own story and draw their own comic strip
- Details of Jeremy Strong's Campaign for Fun – a great competition for schools
- Two fun quizzes and a special superhero file for children to complete

Feel free to photocopy these resources as many times as you like, and to invent your own activities around **CARTOON KID**. Whatever you do, have fun!

With best wishes,
Everyone at Puffin Books

CARTOON KID
by **JEREMY STRONG**
£5.99, 9780141334769





Meet **JEREMY STRONG** and **CARTOON KID**



**King of comedy, master of mirth, guardian of gags, emperor of entertainment.
Call him what you like – Jeremy Strong is the funniest children’s writer around.**


Meet **JEREMY STRONG**

Jeremy has enjoyed writing stories since he was eight years old, but he worked as a teacher, caretaker, strawberry picker and jam doughnut stuffer (honestly) before he started to publish books. He has since written dozens of stories, won awards and seen his books turned into TV programmes. He gets his ideas from all over the place, though he thinks that falling on his head when he was three has been a particular help to him. Perhaps for that same reason, his favourite hobby is sleeping.

About **CARTOON KID**

When Casper and his friends start a new class, their teacher has a special surprise – they are all SUPERHEROES! Casper and Pete test out their powers and fight back against the school bullies, the Vampire Twins and Masher McNee. Can Cartoon Kid and Big Feet Pete rescue Cuggles the fluffy rabbit from Masher and his cronies before it’s too late? Each book contains 3 stories and is a fantastic mixture of cartoon strips, jokes and easy-to-read text.

More from **JEREMY STRONG** **FIVE MORE TOP TALES TO TRY.**



THE HUNDRED-MILE-AN-HOUR DOG

The one about Streaker – the hurricane-speed dog who gets into all sorts of trouble!




DOCTOR BONKERS

The one about a mad professor – part of the rib-tickling Cosmic Pyjamas series.




MY BROTHER'S FAMOUS BOTTOM

The one about – well, a bottom! There are loads more books in this super series too.



KRAZY KOW SAVES THE WORLD – WELL, ALMOST

The one where a cow becomes a superhero!



Look out for CARTOON KID SUPERCHARGED!

Published by Puffin in June 2011!

For more about Jeremy and his books, plus info about his fun-packed Krazy Klub and great games to play, visit his website – www.jeremystrong.co.uk



MAKE A CLASS FUN BOOK



Working with children to produce a class book is a great way of encouraging their creativity. And after they have read some of Jeremy Strong's stories, they are bound to be bursting with ideas for a funny book of their own!

Here are some hints to get you started.

1 Create the content

Give every child in your class a page of their own in the book, and ask them to contribute the following things to fill it. This would make a good writing activity or homework assignment.

THREE surprising facts

Encourage children to think of things their friends might not know about them

TWO favourite jokes

Children can look in Jeremy Strong's joke books if they need some ideas

ONE funny school story

The thing that has made them laugh most since they joined the class

ONE funny picture

Either a photo or a drawing of themselves that will make people laugh

ONE funny book

A personal favourite that they would recommend to everyone else in the class




2 Produce the book

If the book is just for the class, you could use a scrapbook. But if you want to produce lots of copies, it will be easier to put everything on a computer, print out the pages and fold or staple them together. Designing and printing the book would make a good challenge for children who are particularly IT-literate, while children who are interested in art and crafts might like to design the front and back covers.

3 Sell it

A book produced by the whole class makes a lovely memento of the year for children and their families. You could try selling copies for a pound or two, and put the money towards school funds or a good cause you are supporting. Another way of raising some cash is to ask a person or company that you know to sponsor the book. In return for having their name on the front, they might pay for the cost of printing the book.



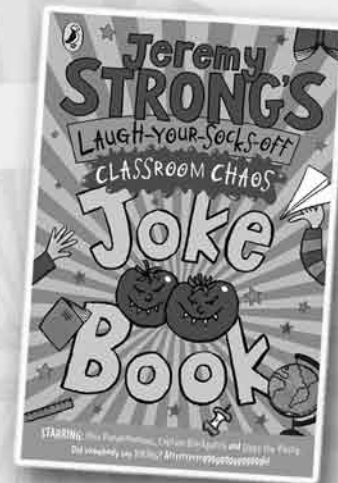

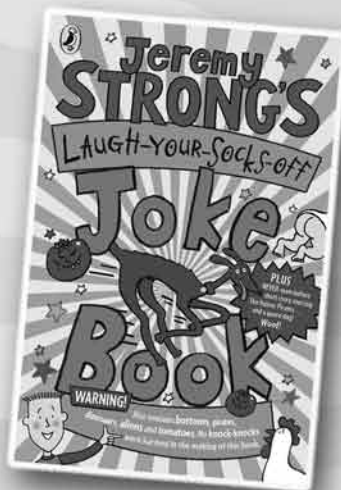
HOST A JOKE SWAP PARTY

Jokes can be a great way of encouraging children to explore books – especially reluctant readers for whom the bite-size content is much less challenging than a full-length story. Reading them out loud, meanwhile, can boost public speaking skills and confidence – and we all know that laughter is the best medicine for all ages! So, why not organise a fun-filled joke swap event? Here are six top tips to help you.

1 Find a time and place. Try to set aside at least half an hour. A joke-telling session could form a good part of any literacy session, but you might prefer to organise something after school and give it more of a party feel. It would make a fun end-of-week or end-of-term session too.

2 Spread the word. Ask all the children to think about their favourite jokes. Tell everyone to bring at least one joke along to the party – or more if you have time. And suggest that the children practice telling their jokes too – it's the way they tell 'em that matters, after all!

3 Help with research. See if your school library has any joke books for children to borrow, and find a few suitable (and age appropriate) websites they can explore. If some children are struggling to think of any good jokes, they could pinch some ideas from Jeremy Strong!



4 Tell the jokes. Give every child in turn the chance to stand in front of the class and tell their joke. If they are nervous, try to lighten the mood by telling one or two jokes yourself.

5 Talk about the jokes. Once everyone has had a chance to speak, ask children which jokes they found funny and why. What makes a good joke? Which sort do they prefer – short puns or long shaggy dog stories? And does the way a joke is delivered make a difference to how they think about it?

6 Choose the best joke. Once all the children have told their jokes, organise a voting system to find the best one. You could ask for a show of hands for each one, or organise a 'clapometer' by asking everyone to clap or cheer each joke and seeing which gets the loudest response. If you have a bit more time, give every child a slip of paper to write on, and tally up the votes. Consider awarding the winner a prize – a book by Jeremy Strong would be ideal! You could also print the winning joke in the school newsletter or pin it up on the noticeboard.



CARTOON KID DISCUSSION TOPICS



Once all the children in the class have had a chance to read Jeremy Strong's **CARTOON KID**, help them to explore some of its themes by using these five talking points as a base.

1 Superheroes

As Mr Butternut says, all children can be superheroes! Ask children what they thought of the Cartoon Kid superhero, and see which other characters they liked. Which other superheroes can they name from other books, and which are their favourites? And what makes a good superhero? What are the special qualities and looks that they need? Why do they think superheroes are so popular in books, films and TV programmes?

2 Bullying

Casper and Pete have to deal with two sets of bullies – the Vampire Twins and Masher McNeer and his friends. The stories around these events are funny, but there are some serious messages too. Ask children to discuss how Casper and Pete deal with bullying, using humour, persuasion and smart thinking rather than fighting back. How would children respond if they found themselves in the same position? Use this opportunity to outline the school's policy on bullying. Emphasise how seriously the school takes the issue, and remind children where they can go for help if they are being bullied.

3 Starting a new class

Casper and his friends are starting a new school year and meeting a new teacher for the first time. Talk to children about their own experiences of that. Did they feel nervous like Casper does in the first few pages of the book? How do the feelings of the characters compare to their own? How did they cope with starting a new class, and what advice would they give to children younger than themselves?

4 Funny books

What parts of the book made the children laugh? And why? Get children to read out their favourite bits and explain what they liked about them. Ask what other funny books children have read recently, and suggest some other titles for them to try. Go to www.jeremyststrong.co.uk to see all his books, and look at the books nominated for the Roald Dahl Funny Prize at www.booktrust.org.uk for more ideas.

5 Cartoons in books

Children love books with drawings, and reluctant or hesitant readers often find that breaking up the story with cartoons makes them more accessible and readable than text-only books. Ask children what they thought of the drawings in **CARTOON KID**. Did they prefer the writing or the drawings? How do the two things work together in the book? Do the sketches make the book easier to read? Do children like to see drawings of the characters in the book, or do they prefer to imagine what they look like in their heads?



WRITE YOUR OWN STORY



Why not let Jeremy Strong's books inspire you to write your own story!
Here are ten top tips to help you.

1 Find somewhere good to write. It will help you think better if you have a comfy chair and a quiet room. Set aside a bit of time when you won't get any distractions!

2 Think about your characters. Start by working out which characters are going to appear in your story. Decide which other characters you are going to include too. Perhaps you could feature your friends or family!

3 Plan your story. Now think about what your characters will do. Think about the beginning, middle and end before you start writing properly. Sort your story into sections so you know what is going to happen when, and work out how long it is going to be. Don't worry if it's a short story – they are often the best ones!

4 Start and end with a bang! Good stories grab you from the very first sentence. Make sure yours is a cracker so that people want to read on. And try to write an ending that rounds off the story and leaves your readers wanting more!

5 Make it funny. Think of a few hilarious situations your characters could find themselves in, and throw in a few of your best jokes!

6 Add some drawings. Just like in **CARTOON KID**, try sketching a few drawings to help bring your story to life. Break up the sections with some drawings of your characters, and doodle in the margins.

7 Keep a notebook. Jeremy Strong picks up ideas for his stories from the things he sees and hears every day. If you have a little notebook you can scribble down great ideas for your story whenever they occur to you. And if you hear a good joke that would work well in your story, write it down and add it to your story later!

8 Read your story out loud. It will help you work out which bits are funny and which need some more work. Try reading it out to some friends or family too, and ask them what they like and don't like about it.

9 Get rid of the boring bits! You can use people's comments to make your story even better. Jeremy and other top writers often make lots of changes to their stories. Cut out the boring or unfunny parts and then read it through again.

10 Don't forget – you're in charge! Writing a story makes you a special superhero. You can make absolutely anything happen, so let your imagination go wild!



DRAW A CARTOON STRIP

Casper got the nickname of Cartoon Kid for a very good reason - he loves to draw! Why not see if you can sketch your own comic strip? Before you start, think about what's going to happen in your story and work out what you need to draw in each box. Look at the comic strips in **CARTOON KID** for some ideas, and either use the same characters in your own story or invent some superheroes of your own. Whatever characters you use, keep the story simple but funny - and try to end with a good joke!

My comic strip is called _____

1.

2.

3.

4.

5.

6.

DOES YOUR SCHOOL HAVE THE **FUN FACTOR?**



So, Jeremy Strong has made you laugh. Now it's YOUR turn to show the Master of Mischief just how funny your school can be! Jeremy and Puffin Books are launching a fantastic Campaign for Fun – and we want YOU to join in!

Tell me more!

Our campaign is simple – we want to find the funniest school in the UK. It's our way of celebrating just how much fun schools can be! We want classes in Years 3 to 6 to show us just how side-splitting they are. Think your school has the fun factor? Prove it and make Jeremy laugh his socks off!

How do I enter?

Easy. Just use a single sheet of A3 sized paper to show what makes your class so fun and funny. You can use your sheet however you like, so let your imagination run riot! Draw on it, write on it, fold it, cut it, colour it, stick things on it – whatever you like, as long as it makes you and us laugh! Once your piece of paper is as funny as can be, pop it in the post to:

We've Got the Fun Factor!
c/o Puffin Marketing
80 Strand
London
WC2R 0RL

The closing date for entries is
1 April 2011
– April Fool's Day of course!

What can we win?

Loads! The winning school will get a very special Silly Ceremony with Jeremy Strong to present a splendidly shiny trophy. The winner will also get £200 worth of Jeremy's books for your school library.

OK, I'm in! Where can I find out more?

Get more info and a special message about the Campaign for Fun from Jeremy Strong on his great website – www.jeremystrong.co.uk.



The **CARTOON** **KID** Quiz

After you've read Jeremy Strong's hilarious **CARTOON KID**, test your knowledge with these ten teasingly tricky questions. The answers are at the bottom of the page. But remember: superheroes don't cheat!

- 1 What colour hair does Casper have?
- 2 What is the name of Casper's best friend?
- 3 And what is the name of their class teacher?
- 4 Name one of the funny noises Casper's brain makes when it can't think properly.
- 5 What is the superhero name of Sarah Sitterbout?
- 6 What type of animal is Colin, Casper's pet?
- 7 What special words do the children and teacher use to turn themselves into superheroes?
- 8 What does Casper try to make for his Mum's birthday?
- 9 What is the name of the male school bully?
- 10 And what is the name of the rabbit that he steals from Sarah?

My score: _____ out of 10

So how did you rate? ☆

- 0-2 Did you really read the book?
- 3-5 More Cartoon Kid training needed
- 6-8 Casper-tastic
- 9-10 Number one superhero

- Answers**
- 1 Ginger
 - 2 Pete
 - 3 Mr Butternut
 - 4 Durr, Sploop, Blurble, Plop or Klunkk
 - 5 Big Brain, Big Bum or Big Bum Brain
 - 6 Chameleon
 - 7 Wham-Bam-jelly-and-jam
 - 8 A cake
 - 9 Masher McNee
 - 10 Cugles



The BONKERS BOOK TITLE Quiz



Jeremy Strong has written so many magnificently mirthful books that probably even he has lost count of them! Help him by completing the titles of these ten terrific books. In each case, fill in the missing word using one of the three choices.

1 THE HUNDRED-MILE-AN-HOUR _____

- a) Car b) Dog c) Wind

2 MY GRANNY'S GREAT _____

- a) Escape b) Cooking c) Pants

3 MY MUM'S GOING TO _____

- a) Tell Me Off b) Bed c) Explode

4 KRAZY _____ SAVES THE WORLD - WELL, ALMOST

- a) Kamel b) Kow c) Krocodile

5 MY DAD'S GOT AN _____

- a) Alligator b) Elephant c) Octopus

6 MY BROTHER'S _____ BOTTOM

- a) Big b) Famous c) Smelly

7 BEWARE! _____ TOMATOES

- a) Yucky b) Giant c) Killer

8 THE _____ PIRATES

- a) Pathetic b) Indoor c) Pretty

9 DOCTOR _____ !

- a) Bonkers b) Barmy c) Batty

10 KRANKENSTEIN'S KRAZY HOUSE OF _____

- a) Fun b) Cards c) Horror



Answers 1b, 2a, 3c, 4b, 5a, 6b, 7c, 8b, 9a, 10c

My SECRET SUPERHERO File



Create your very own superhero character in this file
- and let your imagination run riot!

My superhero name _____

My special powers _____

Base these on things you are really good at

My superhero look

Before

After

Draw yourself in your superhero costume. Don't forget your cape and mask!

My sidekicks _____

These can be friends, family or even pets - anyone who you want to help you on your adventures

My arch enemy _____

Choose someone real or imaginary to do battle with!

My superhero HQ _____

My superhero code _____

The words you use to turn yourself into your hero - like Wham-Bam-Jelly-and-Jam in Cartoon Kid!